

**QUANTITATIVI RIFIUTI RACCOLTI**  
**Riepilogo quantitativi anno 2007**

2007	Quantità espresse in Kg																											CIMITERI	INERTI									
	RSU	RPS	RSI smaltimento	RSI recupero	Carta		Vetro			Plastica	Vegetale	Ferro	Rif. Cucine e Mense	Legno		TV	Apparecchiature elettriche	Frigo	Pneumatici	Neon	Olio vegetale	Olio Minerale	Toner	Medicinali	Pile / Batterie	Abiti	Filtri Olio Usati			Ferro e Acciaio	Imballaggi con residui di sost. pericolose	Imballaggi metallici	Altre Emulsioni	TOTALE				
	200.301	200.303	200.307	200.307	200.101	150.101	150.106	150.107	200.102	150.102	200.201	200.140	200.108	200.138	170.201	160.213	200.135	200.136	200.123	160.103	200.121	200.125	130208-200126	80.318	200.132	160.601	200.133	200.110	160.107	170.405	150.110	150.104	130.802					
gen	2.843.490	204.090	260.660	0	245.680	128.180	293.440	6.820	0	62.340	671.980	61.060	67.560	146.260	0	0	14.190	0	12.750	17.980	210	2.540	1.200	0	0	0	4.870	4.890	0	2.540	0	0	0	0	5.052.730	3.660	26.000	
feb	2.600.230	180.680	225.970	0	305.610	61.220	237.730	6.940	0	63.320	849.460	68.450	60.080	129.150	0	0	9.470	0	9.330	9.620	190	920	1.100	360	2.000	1.960	11.220	2.782	0	0	260	0	1.000	4.839.052	10.620	30.820		
mar	3.348.230	262.860	296.760	0	421.360	82.200	281.020	9.940	0	63.900	1.077.420	82.700	76.640	182.760	0	0	16.820	700	15.270	11.780	250	2.120	300	0	0	0	5.250	8.680	0	2.040	0	0	0	0	6.249.000	359	54.320	
apr	4.511.610	125.780	387.310	0	369.270	96.480	340.870	48.640	0	71.100	854.130	61.290	161.700	114.980	0	0	2.650	0	6.300	3.000	0	1.200	400	160	990	0	4.700	5.010	0	1.360	0	0	0	0	7.168.930	2.140	13.640	
mag	4.700.200	189.880	457.720	0	368.820	133.830	409.620	75.590	0	83.940	777.950	57.550	174.640	145.560	0	0	9.288	637	12.750	7.240	200	0	800	0	0	0	3.050	0	0	2.040	0	0	0	0	7.611.305	0	21.560	
giu	4.953.860	267.280	395.290	0	435.770	142.080	408.710	70.440	0	96.460	883.440	65.390	230.200	161.690	0	0	6.820	0	12.460	18.300	0	640	750	0	0	0	0	0	0	0	0	0	0	0	0	8.149.580	0	41.150
lug	5.668.430	241.000	348.555	36.925	388.540	159.760	525.960	100.600	3.280	96.200	628.220	67.400	241.480	174.680	0	0	14.420	2.730	25.800	10.120	356	340	800	140	500	0	12.060	0	0	1.860	0	0	0	0	8.750.156	0	33.490	
ago	6.029.490	203.060	253.835	44.385	432.620	124.020	557.970	95.680	5.760	121.360	680.390	67.210	229.460	189.350	0	0	10.950	4.100	19.730	9.220	0	2.920	0	0	660	0	4.180	0	0	0	0	0	0	0	9.086.350	0	18.770	
set	4.371.990	177.600	147.265	35.035	376.180	106.580	390.450	77.550	2.260	86.760	661.740	61.250	203.940	143.310	0	0	10.380	4.280	14.530	6.220	320	1.000	800	0	0	0	4.560	0	0	0	0	1.420	0	0	6.885.420	0	65.640	
ott	4.037.550	242.060	319.895	40.925	416.880	147.780	331.200	68.430	2.920	103.100	805.450	60.200	180.940	225.320	0	0	12.500	3.930	14.940	5.980	30	1.400	800	120	450	0	8.520	0	20	2.440	410	0	0	0	7.034.190	0	30.230	
nov	3.394.180	187.640	206.630	36.870	329.048	136.218	238.040	27.940	3.000	72.520	826.330	58.560	113.020	167.040	0	0	12.990	2.625	16.940	9.220	195	420	0	130	850	0	7.940	3.600	0	2.520	0	0	0	0	5.854.466	0	30.750	
dic	3.271.130	131.700	283.020	37.160	339.790	119.020	219.610	17.760	0	71.860	707.600	54.080	85.060	119.930	0	0	5.700	1.600	3.730	6.260	230	0	720	0	0	0	2.600	0	0	0	0	0	0	0	5.478.560	0	27.560	
<b>TOTALE</b>	<b>49.730.390</b>	<b>2.413.630</b>	<b>3.582.910</b>	<b>231.300</b>	<b>5.866.936</b>		<b>4.858.170</b>			<b>992.860</b>	<b>9.424.110</b>	<b>765.140</b>	<b>1.824.720</b>	<b>1.900.030</b>		<b>126.178</b>		<b>20.602</b>	<b>164.530</b>	<b>114.940</b>	<b>1.981</b>	<b>13.500</b>	<b>7.670</b>	<b>910</b>	<b>5.450</b>	<b>70.910</b>	<b>24.962</b>	<b>20</b>	<b>14.800</b>	<b>670</b>	<b>1.420</b>	<b>1.000</b>		<b>82.159.739</b>	<b>16.779</b>	<b>393.930</b>		
Q.tà Kg Dic 2006	43.806.172	2.411.980	3.690.630	0	5.101.880		4.301.480			823.600	9.182.160	898.330	860.720	1.766.670		107.270		0	150.340	155.540	1.780	10.525	5.830	480	2.860	81.680	93.519	250	9.440	540	2.880	0		19.234	470.650			
Variazione % q.tà	13,52%	0,07%	-2,92%		15,00%		12,94%			20,55%	2,64%	-14,83%	112,00%	7,55%		17,63%		9,44%	-26,10%	11,29%	28,27%	31,56%	89,58%	90,56%	-13,19%	-73,31%	-92,00%	56,78%	24,07%	-50,69%			-12,76%	-16,30%				

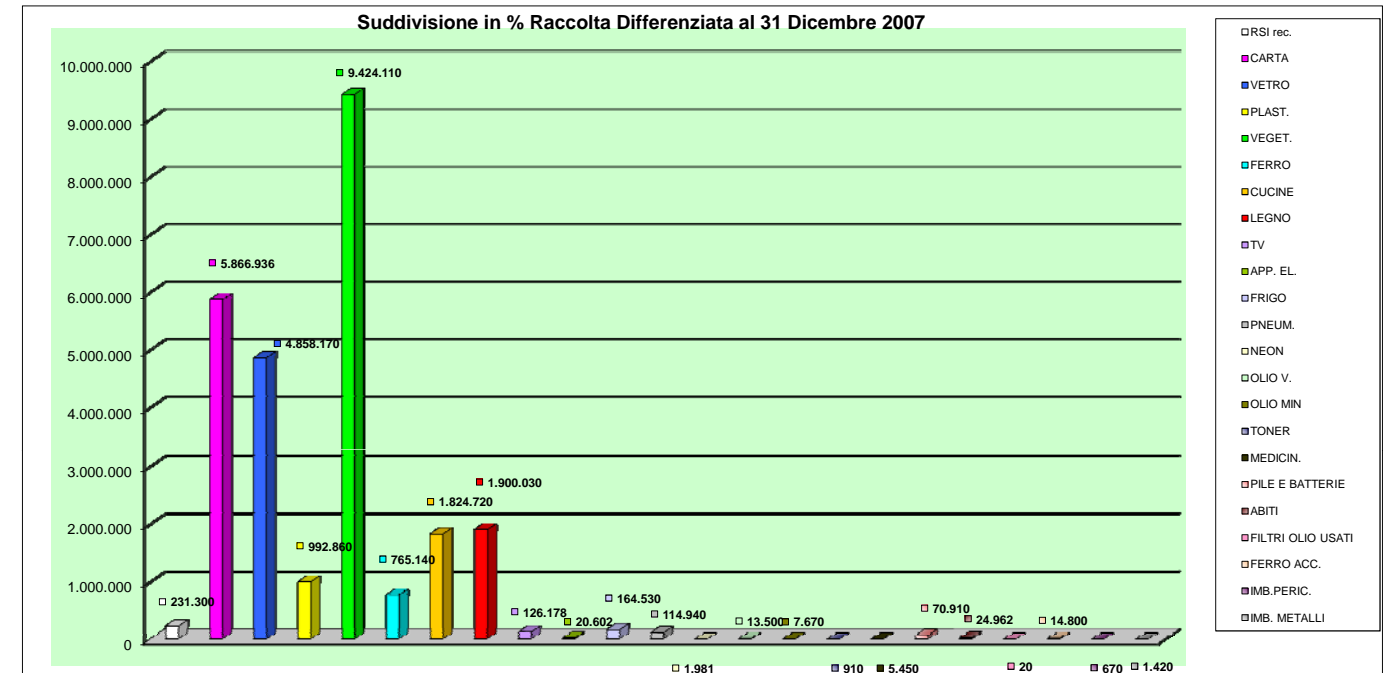
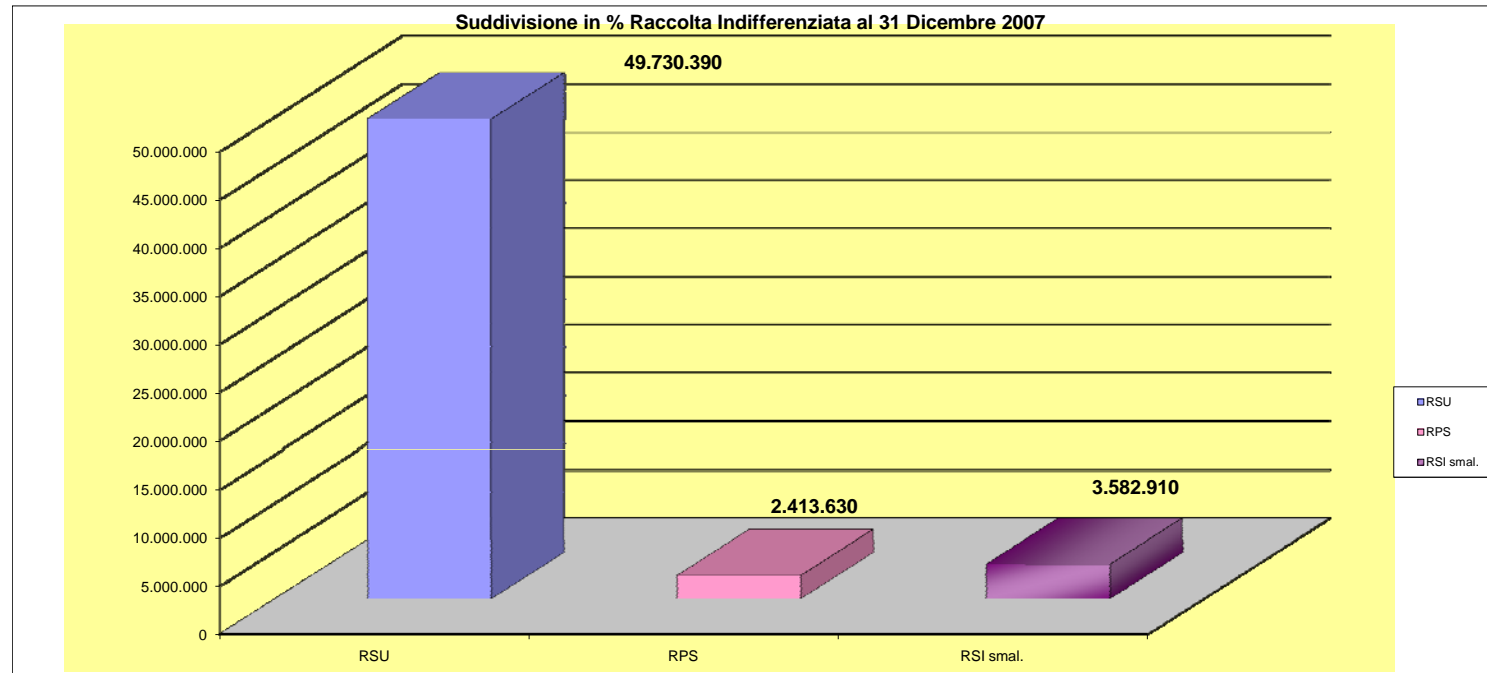
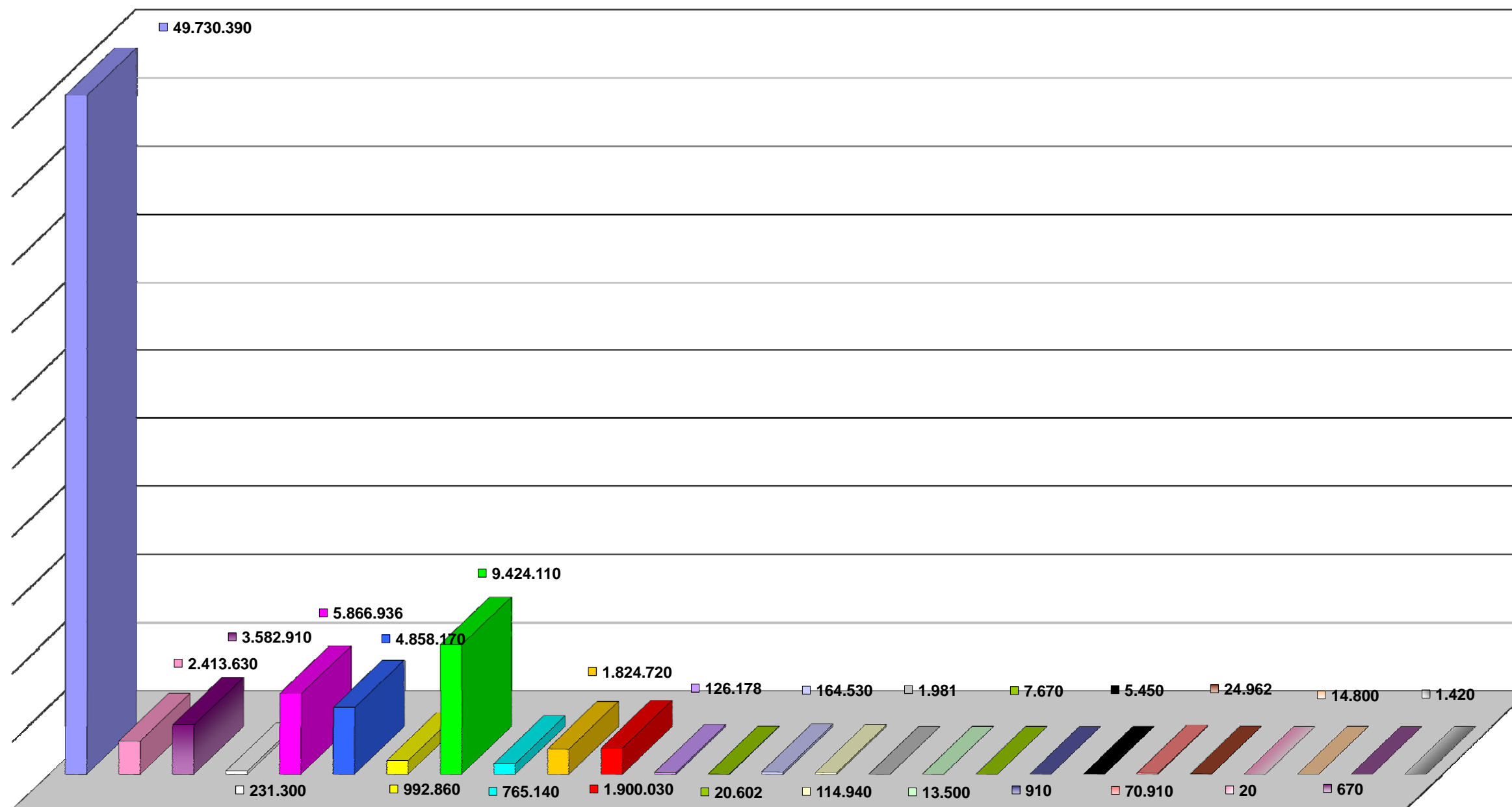


Tabella Rifiuti Prodotti al 31 Dicembre 2007



- RSU
- RPS
- RSI smal.
- RSI rec.
- CARTA
- VETRO
- PLAST.
- VEGET.
- FERRO
- CUCINE
- LEGNO
- TV
- APP. EL.
- FRIGO
- PNEUM.
- NEON
- OLIO V.
- OLIO MIN
- TONER
- MEDICIN.
- PILE E BATTERIE
- ABITI
- FILTRI OLIO USATI
- FERRO ACC.
- IMB.PERIC.
- IMB. METALLI